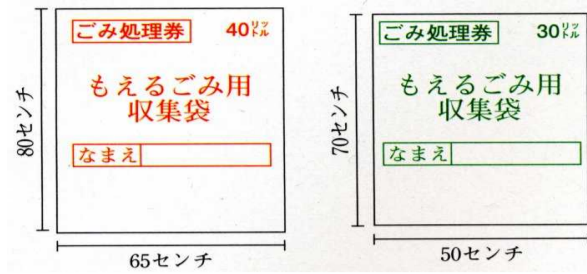


# 2020 Sakura City Garbage Collection Schedule (Ujii Area)

## Burnable Garbage

(Twice a week (designation day) )



The specified collection bag is required

Collection Day	Collection Area
Mon、Thu	栄町・石町・仲町・上町・新町・横町・馬場3・馬場4 本町・古町・伝馬町・櫻野(1・2・中・東・5・6)・氏家新田
Tue、Fri	上阿久津・勝山町・川岸・下新田・采女・草川(第1・第2)・大野(東・西) 松島・箱森・上松山・松山・本田・上組・上野・狭間田・狭間田中央 柿木澤・元組・谷中・根本・八方口・鍛冶ヶ澤
Wed、Sat	卯の里・馬場5・馬場6・氏家北・豊原・押上(1・上)・長久保 蒲須坂・大中・向河原・富野岡・川原町・北草川・馬場1

## Non-Burnable Garbage

(Twice a month (designation day) )

- Dispose of them in the designated container ( inside dimation : vertical 33cm, width 48cm,depth 30cm).
- Please buy the designation container individually.
- Please buy at nearby home center,hardware store.

## Recyclables

(used paper... The designation day on first half of a month)

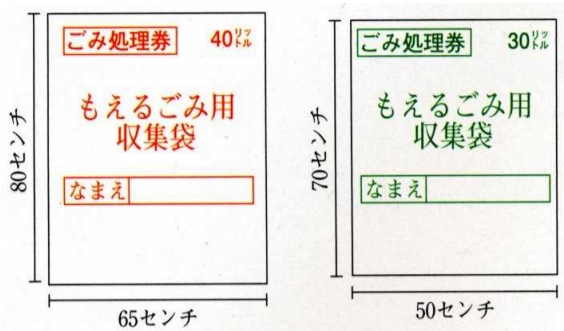
(Returnable bottles etc... The designation day on latter half of a month)

Main items	Collection Area	Apr	May	Jun	Jul	Aug	Sep	Oct	Nov	Dec	Jan	Feb	Mar
Non-burnable garbage, used paper (including paper carton)  The designation day on first half of a month, the day when it was written red	本町・古町・伝馬町・櫻野 (1・2・中・東・5・6) ・氏家新田	3(Fri)	8(Fri)	5(Fri)	3(Fri)	7(Fri)	4(Fri)	2(Fri)	6(Fri)	4(Fri)	8(Fri)	5(Fri)	5(Fri)
		17(Fri)	22(Fri)	19(Fri)	17(Fri)	28(Fri)	18(Fri)	16(Fri)	20(Fri)	18(Fri)	22(Fri)	19(Fri)	19(Fri)
	大野(東・西) ・松島・箱森・上松山	2(Thu)	7(Thu)	4(Thu)	2(Thu)	6(Thu)	3(Thu)	1(Thu)	5(Thu)	3(Thu)	7(Thu)	4(Thu)	4(Thu)
		16(Thu)	21(Thu)	18(Thu)	16(Thu)	20(Thu)	17(Thu)	15(Thu)	19(Thu)	17(Thu)	21(Thu)	18(Thu)	18(Thu)
	豊原・押上(1・上) ・長久保・蒲須坂	7(Tue)	11(Mon)	2(Tue)	7(Tue)	4(Tue)	1(Tue)	6(Tue)	9(Mon)	1(Tue)	5(Tue)	2(Tue)	2(Tue)
		21(Tue)	19(Tue)	16(Tue)	21(Tue)	18(Tue)	15(Tue)	20(Tue)	17(Tue)	15(Tue)	19(Tue)	16(Tue)	16(Tue)
	大中・向河原 ・富野岡・川原町 ・北草川・馬場1	10(Fri)	15(Fri)	12(Fri)	10(Fri)	21(Fri)	11(Fri)	9(Fri)	13(Fri)	11(Fri)	15(Fri)	12(Fri)	12(Fri)
		24(Fri)	29(Fri)	26(Fri)	31(Fri)	31(Mon)	25(Fri)	23(Fri)	27(Fri)	25(Fri)	29(Fri)	26(Fri)	26(Fri)
	上阿久津・勝山町 ・川岸・下新田・采女	9(Thu)	14(Thu)	11(Thu)	9(Thu)	17(Mon)	10(Thu)	8(Thu)	12(Thu)	10(Thu)	14(Thu)	8(Mon)	11(Thu)
		23(Thu)	28(Thu)	25(Thu)	30(Thu)	27(Thu)	24(Thu)	22(Thu)	26(Thu)	24(Thu)	28(Thu)	25(Thu)	25(Thu)
	栄町・石町・仲町 ・上町・新町 ・馬場3・馬場4	8(Wed)	1(Fri)	10(Wed)	8(Wed)	12(Wed)	9(Wed)	14(Wed)	11(Wed)	9(Wed)	13(Wed)	10(Wed)	10(Wed)
		22(Wed)	20(Wed)	24(Wed)	22(Wed)	26(Wed)	23(Wed)	28(Wed)	25(Wed)	23(Wed)	27(Wed)	24(Wed)	24(Wed)
	松山・本田・上組 ・元組・上野・狭間田 ・狭間田中央・谷中 ・根本・八方口 ・鍛冶ヶ澤・柿木澤	6(Mon)	18(Mon)	8(Mon)	6(Mon)	3(Mon)	7(Mon)	5(Mon)	2(Mon)	7(Mon)	4(Mon)	1(Mon)	1(Mon)
		20(Mon)	25(Mon)	22(Mon)	20(Mon)	24(Mon)	28(Mon)	19(Mon)	16(Mon)	21(Mon)	18(Mon)	15(Mon)	15(Mon)
卯の里・馬場5 ・馬場6・氏家北	14(Tue)	12(Tue)	9(Tue)	14(Tue)	11(Tue)	8(Tue)	13(Tue)	10(Tue)	8(Tue)	12(Tue)	9(Tue)	9(Tue)	
	28(Tue)	26(Tue)	23(Tue)	28(Tue)	25(Tue)	29(Tue)	27(Tue)	24(Tue)	22(Tue)	26(Tue)	22(Mon)	23(Tue)	
横町 ・草川(第1・第2)	1(Wed)	13(Wed)	3(Wed)	1(Wed)	5(Wed)	2(Wed)	7(Wed)	4(Wed)	2(Wed)	6(Wed)	3(Wed)	3(Wed)	
	15(Wed)	27(Wed)	17(Wed)	15(Wed)	19(Wed)	16(Wed)	21(Wed)	18(Wed)	16(Wed)	20(Wed)	17(Wed)	17(Wed)	

※Please dispose the garbage by 8 AM on the day of collection.

# Burnable Garbage

(Twice a week (designation day) )



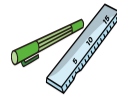
The specified collection bag is required



Food scraps (Drain excess water)



Lether, Rubber (Shoes, Bags, Boots, Rubber gloves etc.)



Plastic items (Toys, Stationeries etc.)



The paper diapers, please remove filth of the inside.

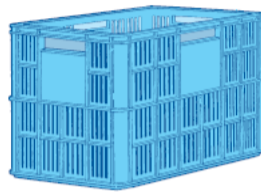


Cloths (Futons, blankets, etc are oversized garbage.)

- Disposable body warmers
- Disposable cigarette lighters
- Audiocassettes, video tapes, CDs, DVDs
- Seashells
- Aluminium foils etc

# Non-Burnable Garbage

(Twice a month (designation day))



- Dispose of them in the designated container ( inside dimation : vertical 33cm, width 48cm,depth 30cm). Please buy the designation container individually.
- Please buy at nearby home center, hardware store.



Pottery



※Dispose of cup, flat glass, ceramic, mirror, ornament, heat resisting glass (baby bottle, tableware), crystal glass (ashtray), cosmetic bottle, fluorescent lamp etc, as non-burnable garbage.



Aluminium can • Steel can (wash the inside)



How to discard gas bomb, spray can.

- ① Use up all contents and open up a hole.
  - ② Put it in a transparent bag, place on the container of non-burnable garbage.
- (It is the same way to dispose of dry batteries.)

# Recyclables

(used paper ... The designation day on first half of a month)

(Returnable bottles etc. ... The designation day on latter half of a month)

## Wastepaper (Sort and tie them by type)

Newspaper



Cardboard



Paper pack



Other paper



- Tie newspapers, cardboards, paper packs, other papers into bundles with string separately.
- Paper packs rinse, cut open and dry it and bind with string before disposal.

## PET bottles

### PET bottle caps

- ① Remove the caps and put it in another bag
- ② Wash the inside
- ③ Remove labels
- ④ Trample them in the foot

(Caution: Source bottles, detergent bottles, etc, can not be collect.)



## Bottles



Bottles are only glass bottles of contained drink and food. Broken bottles can also be discarded together.

(Juice, alcoholic beverage, energy drink, jam, coffee, seasoning, vinegar, medicine, cooking oil, milk bottle etc.)

- ① Remove the caps and sort those.
- ② Wash the inside

Put them out in a separate transparence, semi-transparence bags or the separate containers

## Returnable bottles



Returnable bottle classified as those.

- sake bottle of 1.8 liters
- beer bottle

※ Broken returnable bottles, please put out as "Bottles"

① Remove the caps and sort

② wash the inside, the outside

③ Put it outside the container

Put the returnable bottle on a garbage collection point, without putting into a container

※Inquiries about the garbage : Sakura City Environment Division (TEL 028-681-1126)