

# 2020 Sakura City Garbage Collection Schedule (Kituregawa Area)

Burnable Garbage	
Collection Area	Collection Day
<b>A Area</b> 葛城 (only 上坪)・喜連川南 早乙女 (only 桜木町)・梨木	Mon、Thu
<b>B Area</b> 喜連川中央 喜連川南 (only 馬場町・西町)	Tue、Fri
<b>C Area</b> 喜連川北・桜ヶ丘・フィオーレ	Wed、Sat
<b>D Area</b> 松田・鷺宿 (東) 上河戸・下河戸北・下河戸南・南和田	Mon、Thu
<b>E Area</b> 金枝・鹿子畑・穂積	Tue、Fri
<b>F Area</b> 葛城・西河原 鷺宿 (西)・小入・早乙女	Wed、Sat

Non-Burnable Garbage	Collection Day											
Collection Area	Apr	May	Jun	Jul	Aug	Sep	Oct	Nov	Dec	Jan	Feb	Mar
<b>A Area</b>	8(Wed)	13(Wed)	10(Wed)	8(Wed)	12(Wed)	9(Wed)	14(Wed)	11(Wed)	9(Wed)	13(Wed)	10(Wed)	10(Wed)
<b>B Area</b>	9(Thu)	14(Thu)	11(Thu)	9(Thu)	17(Mon)	10(Thu)	15(Thu)	12(Thu)	10(Thu)	14(Thu)	8(Mon)	11(Thu)
<b>C Area</b>	10(Fri)	15(Fri)	12(Fri)	10(Fri)	18(Tue)	11(Fri)	16(Fri)	13(Fri)	11(Fri)	15(Fri)	12(Fri)	12(Fri)
<b>D Area</b>	22(Wed)	27(Wed)	24(Wed)	29(Wed)	26(Wed)	23(Wed)	28(Wed)	25(Wed)	23(Wed)	27(Wed)	24(Wed)	24(Wed)
<b>E Area</b>	23(Thu)	28(Thu)	25(Thu)	30(Thu)	27(Thu)	24(Thu)	29(Thu)	26(Thu)	24(Thu)	28(Thu)	25(Thu)	25(Thu)
<b>F Area</b>	24(Fri)	29(Fri)	26(Fri)	31(Fri)	28(Fri)	25(Fri)	30(Fri)	27(Fri)	25(Fri)	29(Fri)	26(Fri)	26(Fri)

Recyclables	Collection Day											
Collection Area	Apr	May	Jun	Jul	Aug	Sep	Oct	Nov	Dec	Jan	Feb	Mar
<b>A Area</b>	7(Tue)	1(Fri)	2(Tue)	7(Tue)	4(Tue)	1(Tue)	6(Tue)	4(Wed)	1(Tue)	5(Tue)	2(Tue)	2(Tue)
	21(Tue)	19(Tue)	16(Tue)	21(Tue)	25(Tue)	15(Tue)	20(Tue)	17(Tue)	15(Tue)	19(Tue)	16(Tue)	16(Tue)
<b>B Area</b>	1(Wed)	7(Thu)	3(Wed)	1(Wed)	5(Wed)	2(Wed)	7(Wed)	2(Mon)	2(Wed)	6(Wed)	3(Wed)	3(Wed)
	15(Wed)	20(Wed)	17(Wed)	15(Wed)	19(Wed)	16(Wed)	21(Wed)	18(Wed)	16(Wed)	20(Wed)	17(Wed)	17(Wed)
<b>C Area</b>	2(Thu)	12(Tue)	4(Thu)	2(Thu)	6(Thu)	3(Thu)	8(Thu)	5(Thu)	3(Thu)	7(Thu)	4(Thu)	4(Thu)
	16(Thu)	21(Thu)	18(Thu)	16(Thu)	20(Thu)	17(Thu)	22(Thu)	19(Thu)	17(Thu)	21(Thu)	18(Thu)	18(Thu)
<b>D Area</b>	3(Fri)	8(Fri)	5(Fri)	3(Fri)	7(Fri)	4(Fri)	9(Fri)	6(Fri)	4(Fri)	8(Fri)	5(Fri)	5(Fri)
	17(Fri)	22(Fri)	19(Fri)	17(Fri)	21(Fri)	18(Fri)	23(Fri)	20(Fri)	18(Fri)	22(Fri)	19(Fri)	19(Fri)
<b>E Area</b>	13(Mon)	11(Mon)	8(Mon)	13(Mon)	3(Mon)	7(Mon)	12(Mon)	9(Mon)	7(Mon)	4(Mon)	1(Mon)	8(Mon)
	27(Mon)	25(Mon)	22(Mon)	27(Mon)	24(Mon)	28(Mon)	26(Mon)	30(Mon)	21(Mon)	25(Mon)	15(Mon)	22(Mon)
<b>F Area</b>	14(Tue)	18(Mon)	9(Tue)	14(Tue)	11(Tue)	8(Tue)	13(Tue)	10(Tue)	8(Tue)	12(Tue)	9(Tue)	9(Tue)
	28(Tue)	26(Tue)	23(Tue)	28(Tue)	31(Mon)	29(Tue)	27(Tue)	24(Tue)	22(Tue)	26(Tue)	22(Mon)	23(Tue)


※Please dispose the garbage by 8 AM on the day of collection.

# Burnable Garbage

(Twice a week (designation day))



Food scraps (Drain excess water)



Leather, Rubber (Shoes, Bags, Boots, Rubber gloves etc.)



Plastic items (Toys, Stationery etc.)

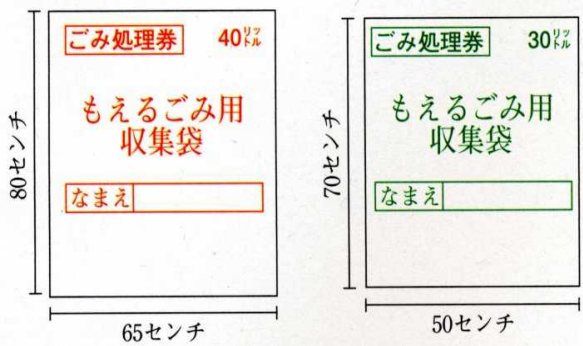


The paper diapers, please remove filth of the inside.



Cloths (Futons, blankets, etc are oversized garbage.)

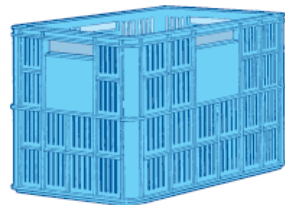
- Disposable body warmer
- Disposable cigarette lighter
- Audiocassette, video tape, CD, DVD
- Seashell
- Aluminium foil etc.



The specified collection bag is required

# Non-Burnable Garbage

(Once a month (designation day))



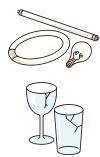
- dispose of them in the designated container (inside dimension :vertical 33cm, width 48cm,depth 30cm). Please buy the designation container individually.
- Please buy at nearby home center, hardware store.



Pottery



Aluminium can • Steel can (wash the inside)



※Dispose of cup, flat glass, ceramic, mirror, ornament, heat resisting glass (baby bottle, tableware), crystal glass (ashtray), cosmetic bottle, fluorescent lamp etc, as non-burnable garbage.



How to discard gas bomb, spray can.

- ① Use up all contents and open up a hole.
- ② Put it in a transparent bag, place on the container of non-burnable garbage.

(It is the same way to dispose of dry batteries.)

# Recyclables

(Twice a month (specified days))

## ○Wastepaper (Sort and tie them by type)

Newspaper



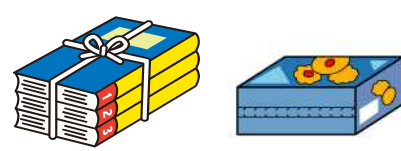
Cardboard



Paper pack



Other paper



- Tie newspapers, cardboards, paper packs, other papers into bundles with string separately.
- Papers packs rinse, cut open and dry it and bind with string before disposal.

## ○PET bottles



## ○PET bottle caps

- ① Remove the caps and put it in another bag
  - ② Wash the inside
  - ③ Remove labels
  - ④ Trample them in the foot
- (Caution: Source bottles, detergent bottles, etc, can not be collect.)

## ○Bottles



Bottles are only glass bottles of contained drink and food. Broken bottles can also be discarded together. (Juice, alcoholic beverage, energy drink, jam, coffee, seasoning, vinegar, medicine, cooking oil milk bottle etc.)

- ① Remove the caps and sort those.
- ② Wash the inside

Put them out in a separate transparence, semi-transparence bags or the separate containers

## ○Returnable bottles



Returnable bottle classified as:

- sake bottle of 1.8 liters
- beer bottle

※Broken returnable bottles, please put out as "Bottles"

- ① Remove the caps and sort those.
- ② Wash the inside, the outside
- ③ Put it outside the container

Put the returnable bottle on a garbage collection point, without putting into a container

※Inquiries about the garbage : Sakura City Environment Division (TEL 028-681-1126)